

Name of the Company: Latteys Industries Limited
 Scrip Code, Name of the scrip, class of security : EQUITY
 As on : 01.06.2018

POST ISSUE

Table I - Summary Statement holding of specified securities

Category	Category of shareholder	Nos. of shareholders	No. of fully paid up equity shares held	No. of Partly paid-up equity shares held	No. of shares underlying Depository Receipts	Total nos. shares held (VII)=(IV)+(V)+(VI)	Shareholding as a % of total (VIII)	Number of Voting Rights held in each class of securities			No. of Shares/Underlying convertible securities (including Warrants)	Shareholding, as a % assuming full conversion of convertible securities (as a percentage of diluted share capital) As a % of (A+B+C2)	Number of Locked in shares		Number of Shares pledged or otherwise encumbered		Number of equity shares held in dematerialized form		
								Class: Nil	Total	Total as a % of (A+B+C)			(a)	As a % of total Shares held (b)	(a)	As a % of total Shares held (b)			
(I)	(II)	(III)	(IV)	(V)	(VI)	(VII)	(VIII)	(IX)			(X)	(XI)=(VII)-(X)	(XII)		(XIII)		(XIV)		
(A)	Promoter & Promoter Group	7	3377666	0	0	3377666	73.43	0	3377666	73.43	0	73.43	3377666	100.00	0	0.00	0	0.00	3377666
(B)	Public	318	1222000	0	0	1222000	26.57	0	1222000	26.57	0	26.57	0	0.00	NA	NA	1222000	0	
(C)	Non Promoter- Non Public	0	0	0	0	0	0.00	0	0	0.00	0	0.00	0	0.00	NA	NA	0	0	
(C1)	Shares underlying DRs	0	0	0	0	0	NA	0	0	0.00	0	0.00	0	0.00	NA	NA	0	0	
(C2)	Shares held by Employee	0	0	0	0	0	0.00	0	0	0.00	0	0.00	0	0.00	NA	NA	0	0	
	Total	325	4599666	0	0	4599666	100.00	0	4599666	100.00	0	100.00	3377666	73.43	0	0.00	0	0.00	4599666




Table II - Statement showing shareholding pattern of the Promoter and Promoter Group

Category & Name of the Shareholders	No. of shareholder	No. of fully paid up equity shares held	Partly paid-up equity shares held	Nos. of shares underlying Depository Receipts	Total nos. shares held (VII)=(IV)+(V)+(VI)	Shareholding % as per SCRR, 1957 As a % of (A+B+C2)	Number of Voting Rights held in each class of securities			Total as a % of Total Voting rights	No. of Shares Underlying convertible securities (including Warrants)	Shareholding, as a % assuming full conversion of convertible securities (as a percentage of diluted share capital) as a % of A+B+C2	Number of Locked in shares		Number of Shares pledged or otherwise encumbered	Number of dematerialized equity shares held in form
							Class: Equity Shares	Class: Nil	Total				(a)	(b)		
(1) Indian																
(a) Individuals/Hindu undivided Family	7	3377666	0	0	3377666	73.43	3377666	0	3377666	73.43	0	73.43	3377666	100.00	0	3377666
KAPOOR CHAND GARG		2916090	0	0	2916090	63.40	2916090	0	2916090	63.40	0	63.40	2916090	100.00	0	2916090
PAVLAN GARG		187670	0	0	187670	4.08	187670	0	187670	4.08	0	4.08	187670	100.00	0	187670
JAWALA PARSAD GARG		178500	0	0	178500	3.88	178500	0	178500	3.88	0	3.88	178500	100.00	0	178500
KAPOOR GARG HUF		52100	0	0	52100	1.13	52100	0	52100	1.13	0	1.13	52100	100.00	0	52100
PAVANANGARG HUF		17506	0	0	17506	0.38	17506	0	17506	0.38	0	0.38	17506	100.00	0	17506
ANU GARG		12900	0	0	12900	0.28	12900	0	12900	0.28	0	0.28	12900	100.00	0	12900
SAROJ GARG		12900	0	0	12900	0.28	12900	0	12900	0.28	0	0.28	12900	100.00	0	12900
(b) Central Government/ State Government(s)	0	0	0	0	0	0.00	0	0	0	0.00	0	0.00	0	0	0	0
(c) Financial Institutions/ Banks	0	0	0	0	0	0.00	0	0	0	0.00	0	0.00	0	0	0	0
(d) Any Other (specify)	0	0	0	0	0	0.00	0	0	0	0.00	0	0.00	0	0	0	0
Sub-Total (A)(1)	7	3377666	0	0	3377666	73.43	3377666	0	3377666	73.43	0	73.43	3377666	100.00	0	3377666

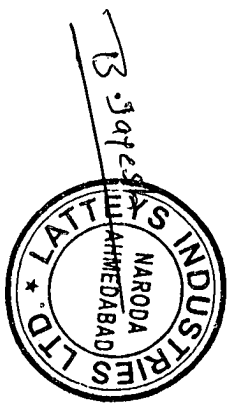



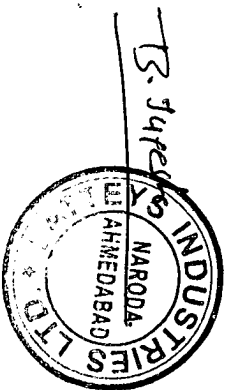
Table III - Statement showing shareholding pattern of the Public shareholder

(1) Category & Name of the Shareholders	(ii) No. of shares held	(iii) No. of fully paid up equity shares held	(iv) Party paid-up equity shares held	(v) Nos. of Depository shares & Receipts	(vi) Total nos. shares held (vii)=(iv)+(v)+(vi)	(viii) Shareholding % calculated as per SCRR, 1957 As a % of (A+B+C2)	(ix) Number of Voting Rights held in each class of securities			(x) Total as a % of Total Voting rights	(xi) No. of Shares Underlying convertible securities (including Warrants)	(xii) Shareholding, as a % assuming full conversion of convertible securities (as a percentage of diluted share capital) as a % of (A+B+C2)	(xiii) Number of Locked in shares		(xiv) Number of Shares pledged or otherwise encumbered	(xv) Number of Shares held in dematerialized form
							Class: Equity Shares	Class: Nil	Total				(a) No. of Locked in shares	(b) As a % of total Shares held		
(1) Institutions																
(a) Mutual Funds/	0	0	0	0	0	0.00	0	0	0.00	0	0.00	0	0.00	NA	0	
(b) Venture Capital Funds	0	0	0	0	0	0.00	0	0	0.00	0	0.00	0	0.00	NA	0	
(c) Alternate Investment Funds	0	0	0	0	0	0.00	0	0	0.00	0	0.00	0	0.00	NA	0	
(d) Foreign Venture Capital Investors	0	0	0	0	0	0.00	0	0	0.00	0	0.00	0	0.00	NA	0	
(e) Foreign Portfolio Investors	0	0	0	0	0	0.00	0	0	0.00	0	0.00	0	0.00	NA	0	
(f) Financial Institutions/ Banks	0	0	0	0	0	0.00	0	0	0.00	0	0.00	0	0.00	NA	0	
(g) Insurance Companies	0	0	0	0	0	0.00	0	0	0.00	0	0.00	0	0.00	NA	0	
(h) Provident Funds/ Pension Funds	0	0	0	0	0	0.00	0	0	0.00	0	0.00	0	0.00	NA	0	
(i) Any Other (specify)	0	0	0	0	0	0.00	0	0	0.00	0	0.00	0	0.00	NA	0	
Sub-Total (B)(1)	0	0	0	0	0	0.00	0	0	0.00	0	0.00	0	0.00	NA	0	
(2) Central Government/ State Government(s)/ President of India	0	0	0	0	0	0.00	0	0	0.00	0	0.00	0	0.00	NA	0	
Sub-Total (B)(2)	0	0	0	0	0	0.00	0	0	0.00	0	0.00	0	0.00	NA	0	



 B. Jures L. S. MARODA

(3) Non-institutions												
Individuals												
i. Individual shareholders holding nominal share capital up to Rs. 2 lakhs.												
ii. Individual shareholders holding nominal share capital in excess of Rs. 2 lakhs.												
(a)												
	VINODSINGH NARAYANSINGH	4	386000	0	386000	8.39	386000	0	386000	8.39	0	386000
	RATHORE		260000	0	260000	5.65	260000	0	260000	5.65	0	260000
	PINESH VAGHIBHAI SHAH		46000	0	46000	1.00	46000	0	46000	1.00	0	46000
(b)	NBFCs registered with RBI	0	0	0	0	0.00	0	0	0	0.00	0	0
(c)	Employee Trusts	0	0	0	0	0.00	0	0	0	0.00	0	0
	Overseas Depositories (holding Drs) (balancing figure)	0	0	0	0	0.00	0	0	0	0.00	0	0
(e)	Any Other (Specify)	1	62000	0	62000	1.35	62000	0	62000	1.35	0	62000
1	Bodies Corporates	1	62000	0	62000	1.35	62000	0	62000	1.35	0	62000
	PANTOMATH STOCK BROKERS PRIVATE LIMITED		62000	0	62000	1.35	62000	0	62000	1.35	0	62000
	Sub-Total (B)(3)	318	1222000	0	1222000	26.57	1222000	0	1222000	26.57	0	1222000
	Total Public Shareholding (B) = (B)(1)+(B)(2)+(B)(3)	318	1222000	0	1222000	26.57	1222000	0	1222000	26.57	0	1222000



(1)	Category & Name of the Shareholders	No. of shareholder	No. of fully paid up equity shares held	Partly paid-up equity shares held	Nos. of shares underlying Depository Receipts	Total nos. shares held (VII)=(IV)+(V)+(VI)	Shareholding % calculated as per SCRR, 1957 As a % of (A+B+C2)	Number of Voting Rights held in each class of securities			Total as a % of Total Voting rights	No. of Shares Underlying convertible securities (including Warrants)	Shareholding, as a % assuming full conversion of convertible securities (as a percentage of diluted share capital) as a % of A+B+C2	Number of Locked in shares		Number of Shares pledged or otherwise encumbered		Number of dematerialized equity shares held in form
								Class: Equity Shares	Class: Nil	Total				(a)	As a % of total Shares held (b)	(a)	As a % of total Shares held (b)	
(a)	Custodian/DR Holder Name of DR Holder (if available)	0	0	0	0	0	0.00	0	0	0	0.00	0	0	0	0.00	0	0.00	0
(2)	Employee Benefit Trust (under SEBI (Share based Regulations, 2014)	0	0	0	0	0	0.00	0	0	0	0.00	0	0.00	0	0.00	0	0.00	0
(a)	Total Non-Promoter- Non Public Shareholding (C)= (C1)+(C2)	0	0	0	0	0	0.00	0	0	0	0.00	0	0.00	0	0.00	0	0.00	0

